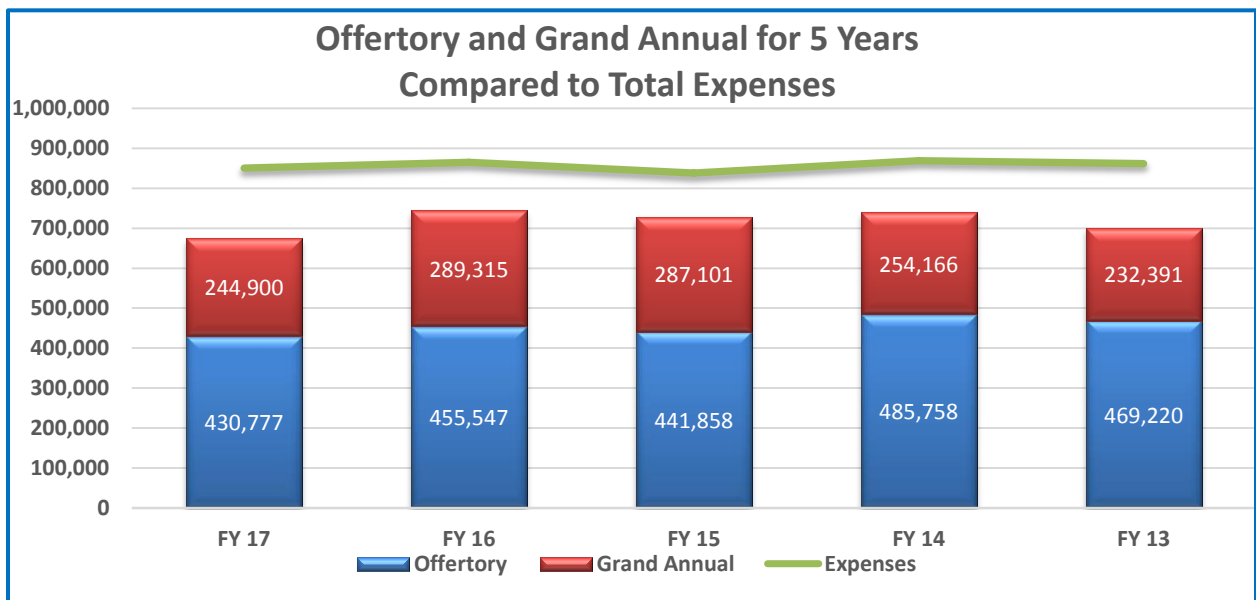


# 2016—2017 Annual Report



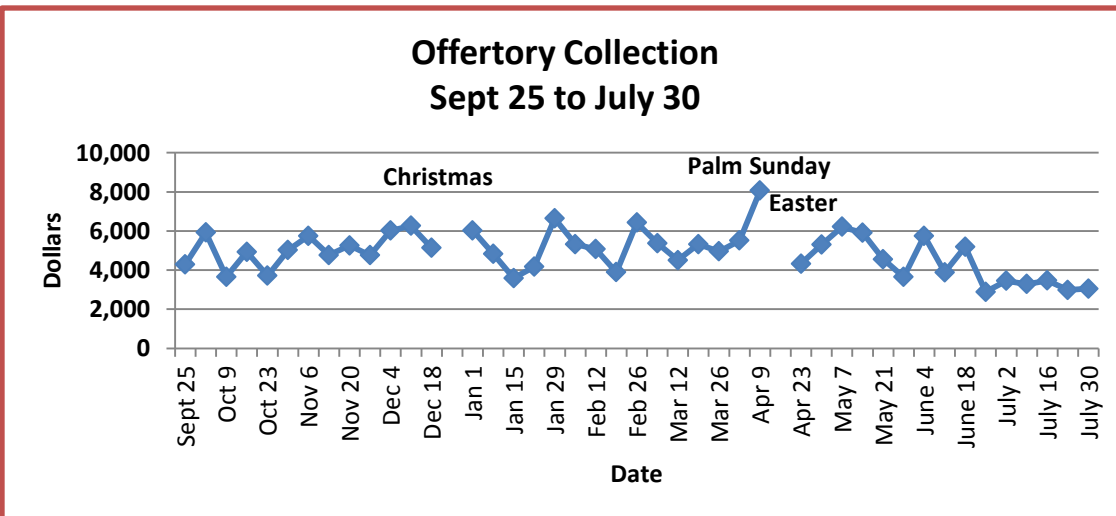
Saint Julia Parish, Weston/Lincoln

As I complete 10 years as your Parish Business Manager I thought it might be important to share some thoughts on the fiscal well-being of the parish and the trends I've seen over the last 5 years. A new fiscal year began on July 1, 2017. Fortunately, we ended fiscal year 2017 with only a \$17,000 operating deficit even though we missed our budgeted goals for Offertory and Grand Annual by almost \$62,000. 80% of our budgeted expenses are funded by these two line items. The graph below shows this relationship.



Note the significant drop in total Offertory and Grand Annual from last year to this year. Over the year we lost several very supportive parishioners through death or moves from the parish. This trend will continue, particularly as folks downsize and move to senior living outside of Weston or to warmer climates.

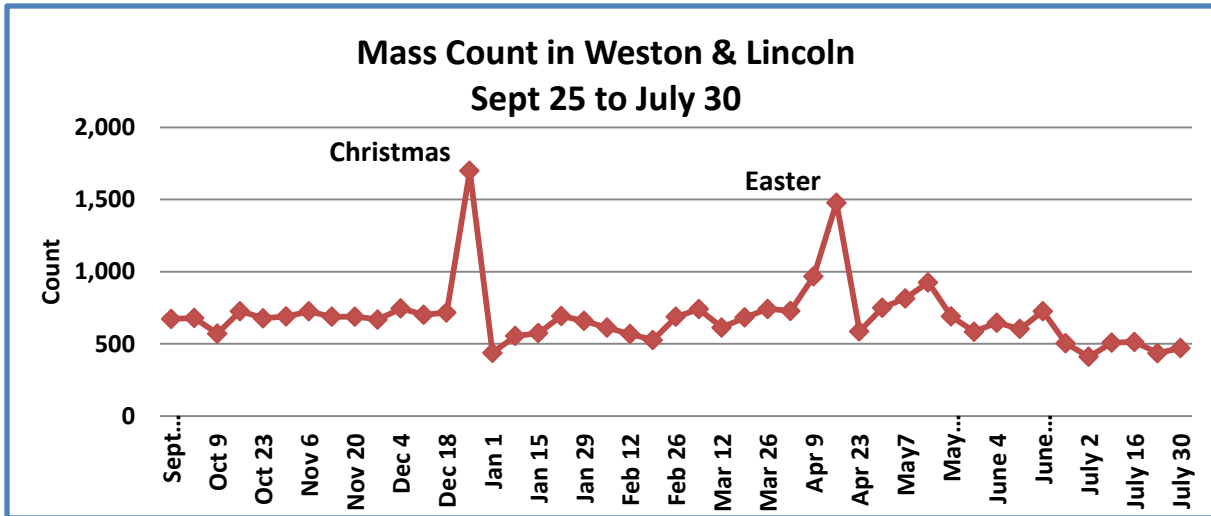
Although we fell behind in Offertory and Grand Annual by \$62,000, the deficit was only \$17,000. How can that be?



A few very generous parishioners make rather substantial donations annually. \$50,000 came from gifts and bequests - \$25,000 over budget and the parish rebate from the Annual Catholic Appeal was \$14,000 over budget. The rebate is calculated on those donations

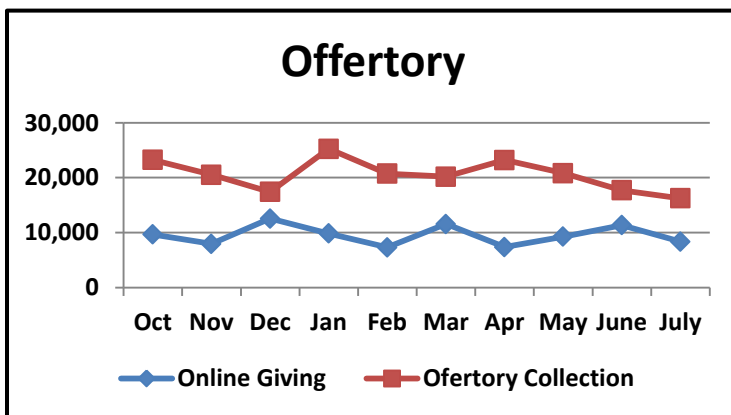
over and above the parish's assessed fair share for the support of Archdiocesan services.

Note the peaks and valleys in our Offertory collection data below. I have not recorded an amount for Christmas and Easter since both collections are sent entirely to the Clergy Benefit Trust. A small portion of the reduction in the collection from April on is due to increasing online giving. In June, July and August there is a large drop off in the Offertory collection as people leave for the summer. While you are away we are still here with bills to pay. The AC for the church is on, salaries and benefits are paid, the rectory has its own expenses, the grounds need to be tended and the buildings maintained. Online giving would be so helpful all year round. We can then better gauge our income and adjust expenses appropriately.



The graph below shows a comparison by month of the Offertory collections and online giving contributions. We have about 60 regular online givers – weekly, monthly or

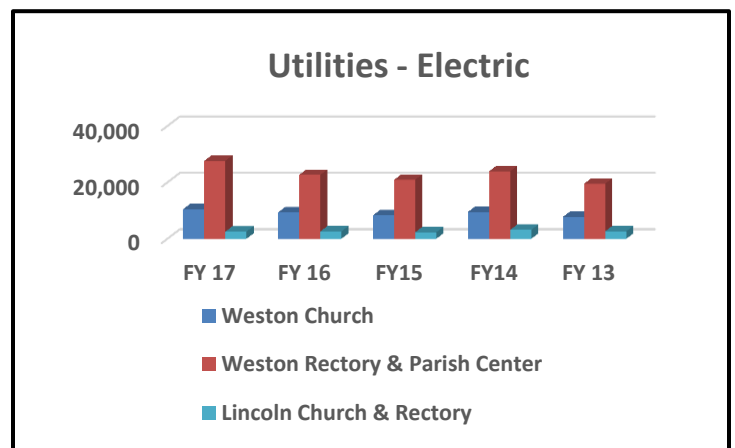
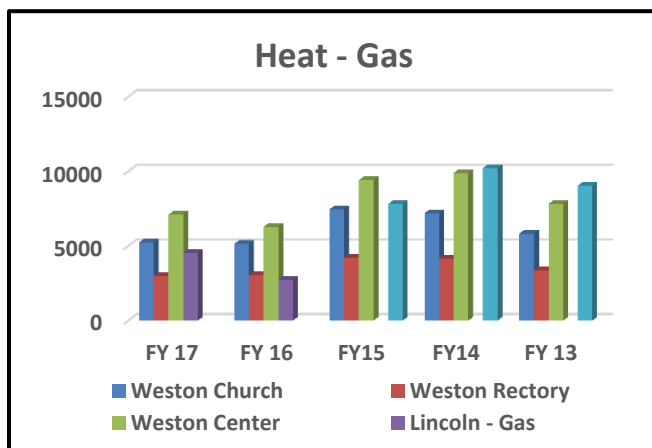
quarterly plus an additional 10 or 12 who periodically give in this way, some for the Grand Annual only.



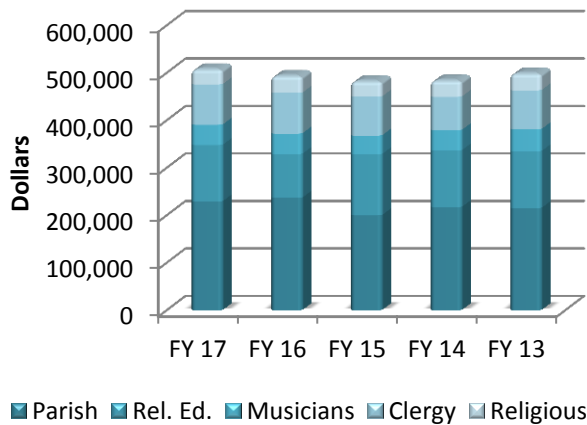
### Expenses

#### Utilities:

What is happening on the expense side? Utilities are a large portion of our non-salary/benefits expense. Please note that in FY16 we changed from oil to gas in Lincoln with the installation of three new boilers and A/C units in the Church and rectory. This investment was well worth it. The addition of AC in St. Julia Church has added an average of \$9,000/per year to our electric bills. Again, well worth it!



### Salaries & Benefits by Category



### Salaries and Benefits:

The largest portion of our expenses, as you might guess, is salaries and benefits. Some of the variation in this chart is due to personnel changes – resignations and replacements with higher or lower salaries. Every year the staff has received an average 2% increase which automatically increases some benefits. Lay benefits include: FICA, Workman’s Comp, Health/Dental insurance, Life insurance, Long Term Disability Insurance, Pension contributions and a contribution to a fund that to provide transition assistance to employees, as needed. Clergy benefits include health, retreat fees and a contribution towards auto insurance. Benefits for Women Religious are health, retirement and retreat fees. Note that all clergy and Religious in the archdiocese receive a stipend rather than a salary.

Weston		Lincoln
<b>Rectory</b> - hired an engineer to assess exterior of rectory and parish center and develop a 3 - 5 yr plan for addressing needs	<b>Parish Center</b> - replace roof in mechanical well of parish center - paint exterior of parish center - replace all widows of parish center hall	- install a new sign - replace all three boilers and A/C units - paint steps and front side of church - repoint the chimney and install flashing around it
- replaced brick walkway - replaced gutters and downspouts on rectory - replaced rectory roof - replaced dormers on rectory	- replace deteriorating wood on columns and paint - replace all fascia boards and gutters of parish center	
- repoint rectory chimney and install a cap - remove and replace siding where deteriorating		

### Capital Expenditures

Lastly, I will report on the significant capital projects over the last five years. Once the capital campaign was completed and the debt on the church renovations retired, we began to systematically address the deferred maintenance on the parish center, rectory and St. Joseph Church. The table below shows the projects for the last three years. Over the summer, the floor of the church was refinished and we are looking for carpeting for the middle aisle to catch the sand and salt during the winter; the parking lot was resurfaced and relined; the first and second floors of the rectory painted.

We are waiting for an estimate to replace all the windows in the rectory. Would you believe the present windows use ropes and weights?! During this month the exterior of St. Joseph Church will be power washed, painted and shingles replaced as needed. We are also hoping to replace one of the nine furnaces in the rectory and parish center. The furnace and A/C unit for the lobby, conference room and Faith Formation office is the first priority. The estimate for replacement of the remaining eight furnaces totals \$203,000. We are planning to spread that out over four or five years.

Remember the parish center is now 20 years old! At some point the roof will need replacement. “Knock on wood” we have not seen any leaks as yet. We have not had any major repairs to the elevator but it also is 20 years old. In the meantime we have to keep up with repairs to both properties as they occur. To date, we have been using the surplus for the last four or five years to pay for all this work. Soon however, we will have to dip into the savings we have in three funds at the archdiocese. Two of the funds were established for capital projects and one has unrestricted funds.

## FY17 End of Year Financials

We ended the fiscal year with a \$17,128 operating loss when we had hoped to have a \$36,722 gain. We missed our budgeted goals for Offertory and Grand Annual by almost \$62,000. The tables below show the Balance Sheet for FY 17 and FY 16 and the Budget to Actual for the Profit & Loss statement. Revenues for the capital repairs that we continue to make were drawn from our accumulated Equity. Thus, total equity decreased by \$131,211 (\$114,719 for capital projects and \$17,128 in operating losses).

FY 17 Balance Sheet w. Previous Year Data		
ASSETS	Jun 30, 17	Jun 30, 16
<b>Current Assets</b>		
<b>Checking/Savings</b>		
1000-01 - Operating Account	933	606
1000-02 - Online Giving Dep.	3,155	6,859
1000-03 - Cash - Sodality	427	611
1030-00 - Petty Cash	203	203
1045-00 - MM - Savings 1	113,215	182,157
1045-01 - MM - Savings 2	150,440	222,193
1050-00 - Depository RCAB	279,042	275,117
<b>Total Checking/Savings</b>	<b>547,414</b>	<b>687,745</b>
1200-00 - Accts. Receivable	1,470	
1300-00 - Prepaid Expenses	231	1,470
<b>TOTAL ASSETS</b>	<b>549,115</b>	<b>689,215</b>
<b>LIABILITIES &amp; EQUITY</b>		
<b>Liabilities</b>		
Accounts Payable	12,431	9,845
Other Current Liabilities	27,861	39,335
<b>TOTAL LIABILITIES</b>	<b>40,292</b>	<b>49,180</b>
<b>EQUITY</b>		
3900-00 - Fund Balance	640,035	555,925
Net Income	-131,211	84,110
<b>TOTAL EQUITY</b>	<b>508,824</b>	<b>640,035</b>
<b>TOTAL LIABILITIES &amp; EQUITY</b>	<b>549,115</b>	<b>689,215</b>

FY 17 Profit and Loss		
	Actual	Budget
<b>Income</b>		
<b>Offertory &amp; GA</b>	678,063	740,000
<b>Cath. Appeal Rebate</b>	57,421	43,000
<b>Gifts, Bequests &amp; Donations</b>	50,360	25,000
<b>Faith Formation &amp; Adult Ed</b>	44,458	45,000
<b>Rental fees</b>	18,200	17,000
<b>Other Income</b>	27,098	37,250
<b>TOTAL INCOME</b>	<b>875,600</b>	<b>907,250</b>
<b>Expenses</b>		
<b>Salaries and Benefits</b>	546,066	533,638
<b>Office Expenses</b>	28,522	26,900
<b>Professional Expenses</b>	5,747	6,000
<b>Education Expenses</b>	12,186	16,850
<b>Liturgical Expenses</b>	11,857	10,700
<b>Hospitality &amp; Entertainment</b>	5,827	10,200
<b>Property Expenses</b>	182,691	161,040
<b>Rectory Expenses</b>	13,604	12,000
<b>Central Ministry Tithe</b>	72,932	72,000
<b>Other Expenses</b>	13,297	21,200
<b>TOTAL OPER. EXP.</b>	<b>892,729</b>	<b>870,528</b>
<b>Capital Expenses</b>	<b>114,719</b>	<b>37,000</b>
<b>Net Income</b>	<b>-131,848</b>	<b>-278</b>

I hope that I have given you some sense of the everyday fiscal needs of St. Julia Parish in Weston and Lincoln and the importance of maintaining healthy Offertory and Grand Annual collections. Each week in the bulletin you will find a report of the Offertory collection and the total Offertory to date including mail-ins and online giving, as well as the average/week compared with the budgeted average/week. During the summer we fell short of the budgeted amount and hope that in the coming weeks with increased Offertory contributions we can catch up. The Finance Council takes seriously its responsibility to steward the parish resources well. We welcome your feedback on whether we have met that responsibility. To all our faithful contributors we say **THANK YOU!**

### Parish Finance Council Members

Jane Donnelly, Chair	Michael Halloran	Fr. Mark
Karen Boyce	Terry Murphy	S. Mary Anne
Rob DiCicco	John Ohl	